


TOUGH TRAY

**DESIGN LESS  
USE LESS  
SAVE MORE**



**CT INNOVATIONS**

**MINIMIZE RISK  
MAXIMIZE  
PROFITABILITY**

TT-F-03

## **TOUGH Support Savings**



**REDUCE RAW MATERIAL SPEND**



**SIMPLIFY DESIGN & INSTALLATION**



**MINIMIZE SKILLED LABOR**



**OPTIMIZE PROJECT SCHEDULE**



**INCREASE SITE PRODUCTIVITY**

**INDUSTRIAL | COMMERCIAL | DATA CENTERS**

**WWW.TOUGHINNOVATIONS.COM**

Your Cable Management Solutions

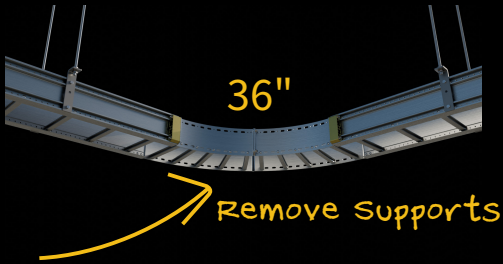


# 1.

## Support Optimization

Eliminate Design Time & Unnecessary Tray Support Structure

Float Fittings Including 36in Rad. or Expand Up to Half Span With Fitting Support




# 2.

## Field Adaptability

Simplify, Adapt, & Speed Up Tray Installation

Easily Add, Remove, Move, Attach, Secure, & Expand Your System In The Field

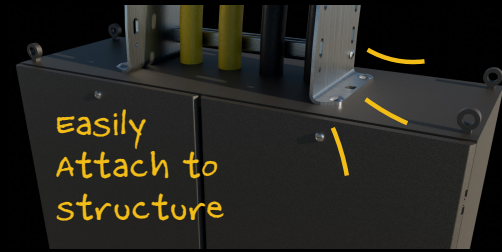


# 3.

## Modular Assembly

Reduce Complexity with Interchangeable Components

Keep Your Site Moving With Modular Fittings & Direct Mount Capabilities



# TOUGH

SUPPORT SAVINGS

## Calculate Your Savings

Hours - Complexity - Material



NEMA Vs TSS (% Saved)

IMPROVE SCHEDULES  
REDUCE COMPLEXITY  
SAVE ON MATERIALS



start saving now!

