
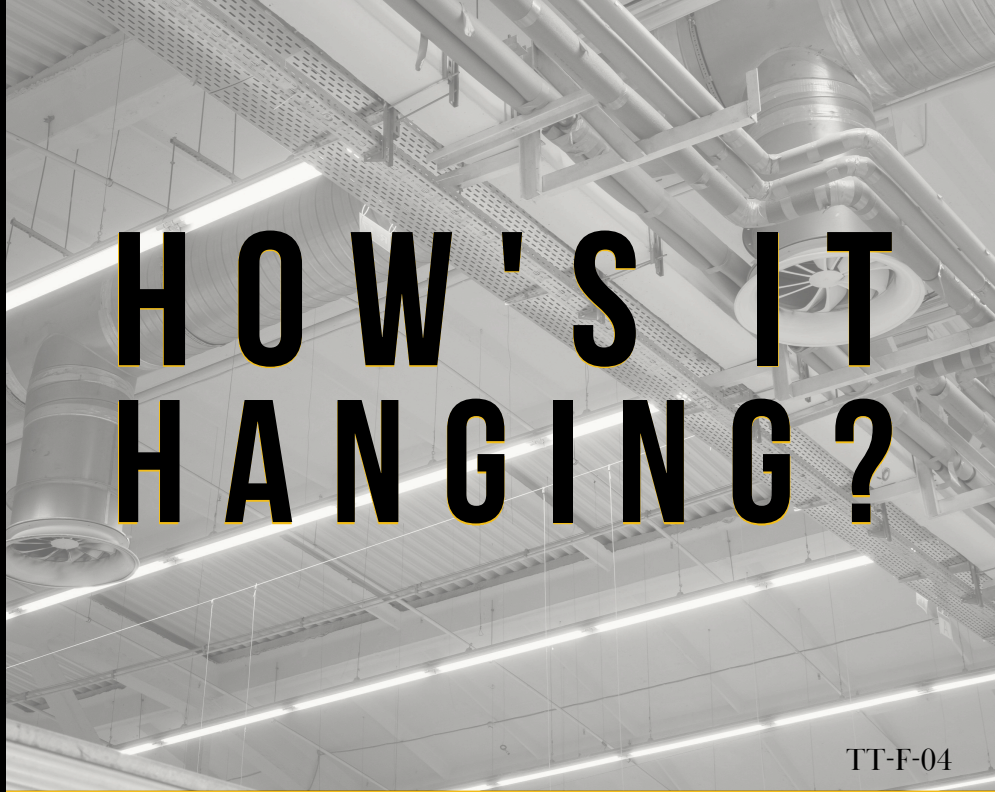


T O U G H T R A Y

BE **DIRECT**
DONT WASTE
TIME



CT INNOVATIONS



HOW'S IT HANGING?

TT-F-04

TRAPEZE SIMPLIFIED



INTUITIVE & FAMILIAR



DESIGNED FOR PREFAB



50% FEWER COMPONENTS



200% FASTER INSTALLATION



150% MATERIAL SAVINGS

INDUSTRIAL | COMMERCIAL | DATA CENTERS

WWW.TOUGHINNOVATIONS.COM

Your Cable Management Solutions



6

5

4

3

2

1

F

E

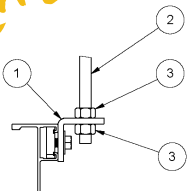
D

C

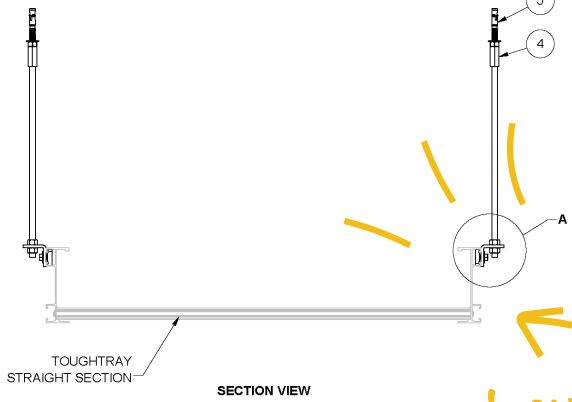
B

A

Direct mount



DETAIL A
SCALE 1 : 4



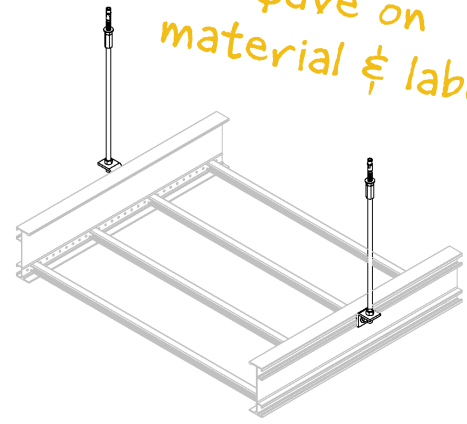
SECTION VIEW



*Remove strut
All Together*

BILL OF MATERIALS					
ITEM NO.	PART NUMBER	DESCRIPTION	QTY.	UOM	
1	TTA-HRBRKT-U	TOUGHTRAY ACCESSORY, HANGER ROD BRACKET, ALUMINUM	1	PAIR	
2	TA50X120-ATR-S6	TOUGHSTRUT, ALL THREADED ROD ATR 1/2 ACCESSORY, SS 316	2	EA	
3	TA50HN-S6	TOUGHSTRUT, HEX NUT 1/2 ACCESSORY, SS 316	4	EA	
4	TA50CP-S6	TOUGHSTRUT, COUPLER ATR 1/2 ACCESSORY, SS 316	2	EA	
5	1/2 ANCHOR	1/2 CONCRETE ANCHOR	2	EA	

*\$ave on
material & labor*



ISOMETRIC VIEW

PROPRIETARY AND CONFIDENTIAL THE INFORMATION CONTAINED IN THIS DRAWING IS THE SOLE PROPERTY OF CT INNOVATIONS. ANY REPRODUCTION IN PART OR AS A WHOLE WITHOUT THE WRITTEN PERMISSION OF CT INNOVATIONS IS PROHIBITED.

CT INNOVATIONS

TITLE: **HANGER ROD BRACKET SUPPORT ASSEMBLY DETAIL**

DRAWN BY/DATE: DL 14MAR2024 SIZE: **B** DWG. NO.: **CTI-S80107** REV: **A01**

APPROVED BY/DATE: SCALE: **NTS** CAD FILE NAME: CTI-S80107 CAD SAVE DATE: Thursday, March 14, 2024 4:13:26 PM SHEET: **1 OF 1**

6

5

4

3

2

1

F

E

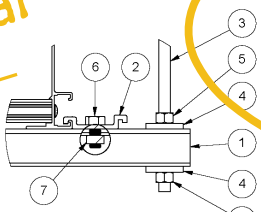
D

C

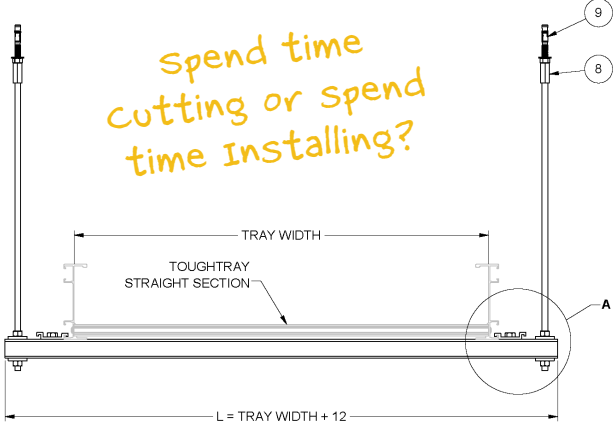
B

A

Traditional



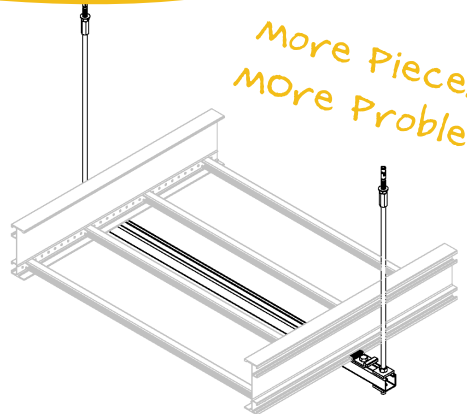
DETAIL A
SCALE 1 : 4



SECTION VIEW

BILL OF MATERIALS					
ITEM NO.	PART NUMBER	DESCRIPTION	QTY.	UOM	
1	TC2158-(L)-S6	TOUGHSTRUT, SINGLE CHANNEL - SOLID, 12G, 1 5/8" X 1 5/8" X 10, SS 316	1	EA	
2	TTA-CLAMPGUIDE-U	TOUGHTRAY ACCESSORY, CLAMP & GUIDE RESTRAINT, ALUMINUM	1	PAIR	
3	TA50X120-ATR-S6	TOUGHSTRUT, ALL THREADED ROD ATR 1/2 ACCESSORY, SS 316	2	EA	
4	TF50WSQ-S6	TOUGHSTRUT, 1/2 SQUARE WASHER, SS 316	4	EA	
5	TA50HN-S6	TOUGHSTRUT, HEX NUT 1/2 ACCESSORY, SS 316	4	EA	
6	TA50HX125-S6	TOUGHSTRUT, HEX HEAD CAP SCREW BOLT 1/2-13 X 1 1/4" ACCESSORY, SS 316	2	EA	
7	TA50NC-S6	TOUGHSTRUT, NO SPRING CHANNEL NUT 1/2 ACCESSORY, SS 316	2	EA	
8	TA50CP-S6	TOUGHSTRUT, COUPLER ATR 1/2 ACCESSORY, SS 316	2	EA	
9	1/2 ANCHOR	1/2 CONCRETE ANCHOR	2	EA	

*More Pieces =
more Problems*



ISOMETRIC VIEW

PROPRIETARY AND CONFIDENTIAL THE INFORMATION CONTAINED IN THIS DRAWING IS THE SOLE PROPERTY OF CT INNOVATIONS. ANY REPRODUCTION IN PART OR AS A WHOLE WITHOUT THE WRITTEN PERMISSION OF CT INNOVATIONS IS PROHIBITED.

CT INNOVATIONS

TITLE: **TRAPEZE SUPPORT ASSEMBLY DETAIL**

DRAWN BY/DATE: DL 14MAR2024 SIZE: **B** DWG. NO.: **CTI-S80106** REV: **A01**

APPROVED BY/DATE: SCALE: **NTS** CAD FILE NAME: CTI-S80106 CAD SAVE DATE: Thursday, March 14, 2024 4:24:22 PM SHEET: **1 OF 1**

NOTES:
 1) DIMENSIONS SHOWN ARE IN INCHES UNLESS OTHERWISE NOTED.
 2) ALL DIMENSIONS SHOWN ARE NOMINAL.

6

5

4

3

2

1